

**West Plains R-7 Board of Education**  
**Public Hearing – Capital Lease Financing**  
**5:00 P.M. March 19, 2013**  
**Central Administration Office**  
**AGENDA**

- I. CALL TO ORDER**
- II. PLEDGE OF ALLEGIANCE**
- III. ROLL CALL AND ESTABLISHMENT OF QUORUM**
- IV. APPROVAL OF AGENDA**
- V. REGULAR AGENDA**
  - A. 2013 Lease Financing**
  - B. Public Comment**
- VI. ADJOURNMENT**

**\*Next Regular Board Meeting Scheduled for April 16, 2013, at 5:00 P.M**

West Plains Schools Board of Education  
Regular Session Meeting  
5:15 P.M. March 19, 2013  
Central Administration Office

AGENDA

- I. OPEN SESSION – for a motion to go into closed session
- II. CLOSED (EXECUTIVE) SESSION
  - A. Adjournment to Closed Executive Session 5:00 p.m.
    - 1. Pursuant to Section 610.021.3 Personnel Matters
  - B. Adjournment from Closed Executive Session
- III. CALL TO ORDER – The regular Session of the School Board meeting will be called to order at 6:00 P.M.
- IV. PLEDGE OF ALLEGIANCE – High School Girls Basketball Team
- V. ROLL CALL AND ESTABLISHMENT OF QUORUM
- VI. APPROVAL OF AGENDA
- VII. CONSENT AGENDA - Items considered routine in nature to be voted on in one motion to conserve time. If discussion is desired, that item will be removed from the Consent Agenda and will become the first item under the Regular Agenda
  - A. Approval of Minutes From Special Meeting February 27, 2013 and Regular Meeting February 19, 2013
  - B. Payment of Bills
  - C. Monthly Finance Report
  - D. Program Evaluations: 1. A+
  - E. Approval Request for resignations or terminations: Tara Atkins, Brad Owings, Holly Owings, Nancy Corkery, Freda Tate
  - F. Approval will be requested for the employment of individuals as recommended by the Superintendent of Schools: Substitutes
- VIII. REGULAR AGENDA
  - A. Previous Business for Approval, Discussion or Information Only
    - 1. 2013 Series Financing
    - 2. MSBA Region 15 Spring Meeting Thursday, April 25<sup>th</sup>
    - 3. Distinction in Performance Banquet March 4<sup>th</sup>
    - 4. MSBA Policy Update – 2<sup>nd</sup> Read
  - B. New Business for Approval, Discussion or Information Only
    - 1. Rosetta Stone Presentation
    - 2. Set 2013 Summer School Calendar 5/28-6/20
    - 3. Set Tuition Rate for 2013-2014 School Year
    - 4. Bi-Annual Transportation Route Approval
    - 5. Bus Inspection Report
    - 6. Superintendent Report
- IX. ADJOURNMENT
- X. ADJOURN TO ADDITIONAL CLOSED (EXECUTIVE) SESSION – this session is reserved to complete any unfinished business from the closed (executive) session from the beginning of the meeting.
- XI. ADJOURNMENT

\*Next Board Meeting Scheduled for April 16, 2013, at 5:00 P.M.

## II. **CLOSED (EXECUTIVE) SESSION**

1. **Pursuant to Section 610.021.3 – Personnel Matters** – March is typically the month we renew our current teacher's contracts. The building principals will have recommendations of renewal for you on Tuesday night. We will also be prepared to hire some replacements for those that have resigned or retired.

## IV. **PLEDGE OF ALLEGIANCE** - Our pledge will be led by our High School Girls Basketball Team

## VII. **CONSENT AGENDA** –

**D. Program Evaluations: 1. A+** - These reviews provide us guidance in focusing on what actions need to be taken to improve in these areas. Our staff is to be commended on the use of these reports and know that by doing this type of review we will be more successful in meeting the needs of all our students.

**E. Approval Request for resignations or terminations: - Tara Atkins**

**F. Approval will be requested for the employment of individuals as recommended by the Superintendent of Schools: Substitutes**

## VIII. **REGULAR AGENDA**

### **A. Previous Business for Approval, Discussion or Information Only**

1. **2013 Series Financing** – LJ Hart will be here to present to the Board their recommendations for the 2013 Series refinancing.
2. **MSBA Region 15 Spring Meeting** – We will be going to Dora for the MSBA region 15 meeting on April 25<sup>th</sup>.
3. **Distinction in Performance Comparative Data Report, Banquet March 5<sup>th</sup>** – This will allow us to report out on the distinction in performance banquet.
4. **MSBA Policy Update – 2<sup>nd</sup> read** – We will mention that the Board is continuing to review the MSBA policy updates and will have a final read and approval at the April Board Meeting.

### **B. New Business for Approval, Discussion or Information Only**

1. **Rosetta Stone Presentation** - Dr. Mulford will have a Rosetta Stone Presentation for the board.
2. **Set 2013 Summer School Calendar 5/28-6/20** – We are ready for the Board to approve the 2013 summer school calendar.
3. **Set Tuition Rate for 2013-2014** – Dr. Boyer will be ready to ask for Board approval for the 2013-2014 tuition rate.
4. **Bi-Annual Transportation Route Approval** – Mr. Pekarek will present the Bi-Annual Transportation Routes for Board approval.
5. **Bus Inspection Report** – Mr. Pekarek will present the annual bus inspection report.
6. **Superintendent Report** - This will provide an opportunity for the Board of Education to be updated on various educational topics and items of interest to West Plains Schools.

## X. **ADJOURN TO ADDITIONAL CLOSED (EXECUTIVE) SESSION** – **this session is reserved to complete any unfinished business from the closed (executive) session from the beginning of the meeting.**

I look forward to seeing everyone on Tuesday night at 5:00. Thank you again for the wonderful job you do in helping to educate our future. I greatly appreciate your trust in the work that we are doing. It is GREAT to be a Zizzer!!!!

**\*Next Board Meeting Scheduled for April 16, 2013, at 5:00 P.M.**

## **West Plains R-7 Board of Education**

**Regular Session Meeting  
5:00 P.M. February 19, 2013  
Central Administration Office  
Minutes**

- I. CALL TO ORDER:** Jim Thompson called the meeting to order at 5:55 pm.
- II. PLEDGE OF ALLEGIANCE:** The Pledge of Allegiance was led by the Jr. High BETA students and CTE adult students.
- III. ROLL CALL:** Board members present: Jim Thompson, Terry “Bo” Pace, Cindy Tyree, Sam Riggs, Brian Mitchell and Lee Freeman. Absent: None. Also in attendance: Superintendent Dr. Fred Czerwonka, Dr. John Mulford and Dr. Luke Boyer.
- IV. APPROVAL OF AGENDA:** Mr. Thompson indicated 2 changes to the agenda: 1) Add Allison Lafevers to Consent Agenda Item E. Approval Request for Resignations or Terminations and 2) Move Item 3 on the Regular Agenda Architect Report on Thornburg Campus and Ag Science Building to Item 1. Motion to approve the agenda as amended was made by Mrs. Tyree. The motion was seconded by Mr. Riggs and voted as follows: **AYE:** Mr. Thompson, Mr. Pace, Mrs. Tyree, Mr. Riggs, Mr. Mitchell and Mr. Freeman. **NAY:** None
- V. CONSENT AGENDA - (Items considered routine in nature to be voted on in one motion to conserve time. If discussion is desired, that item will be removed from the Consent Agenda and will become the first item under the Regular Agenda**
  - A. Approval of Regular Board Meeting Minutes on January 15<sup>th</sup> , 2013**
  - B. Payment of Bills**
  - C. Monthly Finance Report**
  - D. Program Evaluations**
    - Homeless/Migrant
    - Special Education
    - Gifted Education
    - English as a Second Language
  - E. Approval Request for Resignations or Terminations:**
    - Joan Wright
    - Jane Kramer
    - Jane Whitehead
    - Cyndi Wright
    - Deborah Lewis
    - Karen Hawkins
    - Kathy Barr
    - Karen Sholes
    - Bob Pekarek
    - Allison Lafevers (amended)

**F. Approval will be requested for the employment of individuals as recommended by the Superintendent of Schools:**

- **Substitute Teachers/Bus Drivers/Custodians**

**Mrs. Tyree made a motion to approve the Consent Agenda as amended. The motion was seconded by Mr. Riggs and voted as follows: AYE: Mr. Thompson, Mr. Pace, Mrs. Tyree, Mr. Riggs, Mr. Mitchell, and Mr. Freeman. NAY: None**

**VI. REGULAR AGENDA**

**A. New Business for Approval, Discussion or Information Only**

- 1. Architect Report on Thornburg Campus & Ag Science Building**
- 2. Appoint New Board Member. New board member was unable to attend.**
- 3. Approve Auditor RFP. Mr. Riggs made a motion to select Schultz Wood and Rapp to provide auditor services for June 30, 2013 with option for 2014 and 2015. The motion was seconded by Mr. Mitchell and voted as follows: AYE: Mr. Thompson, Mr. Pace, Mrs. Tyree, Mr. Riggs, Mr. Freeman and Mr. Mitchell. NAY: None**
- 4. MSBA Board Policy Update – 1<sup>st</sup> Read.**
- 5. Surplus Property Approval. Mr. Riggs made a motion to approve duplex at 640 & 642 Sesson Street as surplus property. The motion was seconded by Mr. Freeman and voted as follows: AYE: Mr. Thompson, Mr. Pace, Mrs. Tyree, Mr. Riggs, Mr. Freeman, and Mr. Mitchell. NAY: None**
- 6. Approve 2013-2014 Calendar. Dr. Czerwonka presented the 2013-2014 school calendar to the board for approval. In keeping with Section 171.031.3, Mr. Thompson asked for public comment/discussion on the opening day being more than 10 days prior to the first Monday on September. There were no comments or discussion from the public. Mr. Pace made a motion to approve the 2013-2014 school calendar. The motion was seconded by Mrs. Tyree and voted as follows: AYE: Mr. Thompson, Mr. Pace, Mrs. Tyree, Mr. Riggs, Mr. Freeman, and Mr. Mitchell. NAY: None**
- 7. Easement Approval. Mr. Freeman made a motion to approve the easement request made by the City of West Plains regarding the Thornburg Property. A portion of the easement is temporary due to construction and once construction is finished a permanent easement will be allowed. The motion was seconded by Mrs. Tyree and voted as follows: AYE: Mr. Thompson, Mr. Pace, Mrs. Tyree, Mr. Riggs, Mr. Freeman, and Mr. Mitchell. NAY: None.**
- 8. Approve OPAA! Food Service Contract for 2013-2014. Mr. Pace made a motion to approve the Opaa! Food Service Contract for**

**2013-2014 (fifth year). The motion was seconded by Mr. Riggs and voted as follows:**

**AYE: Mr. Thompson, Mr. Pace, Mrs. Tyree, Mr. Riggs, Mr. Freeman, and Mr. Mitchell. NAY: None.**

**9. Distinction in Performance Banquet March 4<sup>th</sup>.**

**10. MSBA Update and Region 15 Spring Meeting Thursday, April 25<sup>th</sup> at Dora**

**11. Superintendent Report. Dr. Czerwonka reported several activities around the district that are intended to improve instruction for students**

**VII. ADJOURNMENT: At 6:54 p.m. Mr. Mitchell made a motion to adjourn from Open Session to go immediately into Closed Session. The motion was seconded by Mrs. Tyree and voted as follows: AYE: Mr. Thompson, Mr. Pace, Mrs. Tyree, Mr. Riggs, Mr. Freeman, and Mr. Mitchell. NAY: None.**

**At 7:53 p.m. Mr. Pace made a motion to adjourn Open Session. The motion was seconded by Mr. Riggs and voted as follows: AYE: Mr. Thompson, Mr. Pace, Mrs. Tyree, Mr. Riggs, Mr. Freeman, and Mr. Mitchell. NAY: None.**

\_\_\_\_\_  
**Jimmy E. Thompson, President**

\_\_\_\_\_  
**Dr. Luke Boyer, Secretary**

**\*Next Board Meeting Scheduled for March 19, 2013 At 5:00 P.M.**

## **West Plains R-7 Board of Education**

**Special Session Meeting**

**5:00 P.M. February 27, 2013**

**Central Administration Office**

**Minutes**

- I. CALL TO ORDER: Jim Thompson called the meeting to order at 5:05.**
- II. PLEDGE OF ALLEGIANCE: The Pledge of Allegiance was led by Terry “Bo” Pace.**
- III. ROLL CALL: Board members present: Jim Thompson, Terry “Bo” Pace, Cindy Tyree, Sam Riggs, and Brian Mitchell. Absent: Lee Freeman. Also in attendance: Superintendent Dr. Fred Czerwonka, Dr. John Mulford and Board Secretary Linda Y. Collins.**
- IV. APPROVAL OF AGENDA. Mr. Pace made a motion to approve the agenda as published. The motion was seconded by Mrs. Tyree and voted as follows:  
AYE: Mr. Thompson, Mr. Pace, Mrs. Tyree, Mr. Riggs, Mr. Mitchell.  
NAY: None**
- V. REGULAR AGENDA**
  - A. New Business for Approval, Discussion or Information Only**
    - 1. School District Lease Purchase Financing/Refinancing Options. Mr. Riggs made a motion to advertise in the local papers on March 4<sup>th</sup> and March 11<sup>th</sup> a public hearing to consider facilities capital lease financing. The motion was seconded by Mrs. Tyree and voted as follows:  
AYE: Mr. Thompson, Mr. Pace, Mrs. Tyree, Mr. Riggs, Mr. Mitchell. NAY: None**
- VI. ADJOURNMENT: At 6:16 Mr. Riggs made a motion to adjourn from Open Session. The motion was seconded by Mr. Pace and voted as follows: AYE: Mr. Thompson, Mr. Pace, Mrs. Tyree, Mr. Riggs, and Mr. Mitchell. NAY: None**

---

**Jimmy E. Thompson, President**

---

**Linda Y. Collins, Secretary**

**\*Next Board Meeting Scheduled for March 19, 2013 At 5:00 P.M.**

WEST PLAINS R-VII SCHOOL DISTRICT  
ACCOUNTS PAYABLE CHECK REGISTER SUMMARY LISTING

**\*\*\*AFTER FEBRUARY BOARD CHECKS FOR APPROVAL #50201 - #50235\*\*\***

CK CD	CHK NUM	CK DATE	VENDOR	NAME	AMOUNT
10	50201	02/13/13	1775	RONNIE EDWARDS	\$9,896.30
10	50207	02/20/13	119	AIRGAS USA,LLC	\$19.95
10	50208	02/20/13	304	CAROLINA BIOLOGICAL	\$711.99
10	50209	02/20/13	438	DOMINOS PIZZA	\$92.97
10	50210	02/20/13	602	GRENNAN COMMUNICATIONS	\$649.00
10	50211	02/20/13	642	HEATHER NICKEL	\$24.42
10	50212	02/20/13	647	HERRMAN	\$3.86
10	50213	02/20/13	952	MEEKS	\$49.96
10	50214	02/20/13	975	MICKES GOLDMAN O`TOOLE, LLC	\$61.50
10	50215	02/20/13	1144	OZARKO TIRE CENTER	\$5,848.70
10	50216	02/20/13	1833	SPRINGFIELD GROCER COMPANY	\$213.47
10	50217	02/20/13	1391	SPRINGFIELD STAMP &	\$219.15
10	50218	02/20/13	1524	WEST PLAINS PROPANE INC.	\$64.00
10	50222	02/25/13	3761	BOYS AND GIRLS CLUB OF WEST PL	\$50.00
10	50223	02/25/13	1775	RONNIE EDWARDS	\$8,327.34
10	50234	03/06/13	246	BLACK JACK ROOFING INC	\$22,308.45
10	50235	03/06/13	1139	OZARK HIGH SCHOOL	\$200.00

**\*\*\*MARCH BOARD CHECKS FOR APPROVAL #50236 - #50458\*\*\***

10	50236	03/19/13	3757	5 STAR CLEANERS	\$618.00
10	50237	03/19/13	112	ABC HOME FURNISHINGS	\$207.92
10	50238	03/19/13	119	AIRGAS USA,LLC	\$88.93
10	50239	03/19/13	3782	ALEXANDER SLOWTALKER	\$185.00
10	50240	03/19/13	3715	AMANDA SPENCER	\$46.92
10	50241	03/19/13	3582	AMY HUNSUCKER	\$57.68
10	50242	03/19/13	3345	ANDI ALVERSON	\$35.04
10	50243	03/19/13	186	APPLE COMPUTER INC.	\$598.00
10	50244	03/19/13	3774	ASHLEY ELLIOT	\$20.24
10	50245	03/19/13	3777	ATIS ELEVATOR INSPECTIONS LLC	\$425.00
10	50246	03/19/13	2981	ITSAVVY LLC	\$309.86
10	50247	03/19/13	2871	BAYMONT INN & SUITES	\$442.98
10	50248	03/19/13	1607	LUKE A BOYER	\$300.00
10	50249	03/19/13	273	BROCAW BEARING & DRIVE	\$105.41
10	50250	03/19/13	1844	KAROL BROWN	\$67.20
10	50251	03/19/13	1730	PATRICIA BROWN	\$30.00
10	50252	03/19/13	1614	SETH J BRYANT	\$80.00
10	50253	03/19/13	279	US GAMES	\$180.16
10	50254	03/19/13	299	CAPE ELECTRICAL SUPPLY	\$256.44
10	50255	03/19/13	1849	SUSAN CARTER	\$70.00
10	50256	03/19/13	314	CENTRAL STATES BUS	\$316.34



WEST PLAINS R-VII SCHOOL DISTRICT  
 ACCOUNTS PAYABLE CHECK REGISTER SUMMARY LISTING

10	50257	03/19/13	316	CENTURYLINK	\$3,030.37
10	50258	03/19/13	1213	CENTURYLINK	\$142.90
10	50259	03/19/13	3701	CHARLES FARLEY	\$94.12
10	50260	03/19/13	2607	CINTAS #569	\$1,839.28
10	50261	03/19/13	332	CITY OF WEST PLAINS	\$538.00
10	50262	03/19/13	332	CITY OF WEST PLAINS	\$410.00
10	50263	03/19/13	332	CITY OF WEST PLAINS	\$400.00
10	50264	03/19/13	332	CITY OF WEST PLAINS	\$460.00
10	50265	03/19/13	332	CITY OF WEST PLAINS	\$55.00
10	50266	03/19/13	333	CITY UTILITIES	\$32,541.95
10	50267	03/19/13	333	CITY UTILITIES	\$120.00
10	50268	03/19/13	333	CITY UTILITIES	\$34.00
10	50269	03/19/13	347	COLORVISION CORPORATION	\$2,885.47
10	50270	03/19/13	2405	CORINNE AGNEW	\$30.78
10	50271	03/19/13	373	COUNTRY MART	\$41.85
10	50272	03/19/13	1588	FRED L CZERWONKA	\$586.00
10	50273	03/19/13	1814	WENDY CZERWONKA	\$80.00
10	50274	03/19/13	3297	DANIELA SMITH	\$56.51
10	50275	03/19/13	398	DATA MANAGEMENT INC.	\$50.00
10	50276	03/19/13	3085	DAWN SANDER	\$28.96
10	50277	03/19/13	407	SHRI AMBE LLC	\$222.24
10	50278	03/19/13	3176	DAWN DIONNE	\$48.12
10	50279	03/19/13	435	MO DIV VOCATIONAL REHAB	\$325.00
10	50280	03/19/13	438	DOMINOS PIZZA	\$269.51
10	50281	03/19/13	2761	DOWNTOWN ANTIQUE MALL	\$30.00
10	50282	03/19/13	2620	DRAMATIC PUBLISHING CO.	\$35.00
10	50283	03/19/13	1621	LENNY R EAGLEMAN	\$80.00
10	50284	03/19/13	475	EDUCATION TO GO	\$186.75
10	50285	03/19/13	38	FALCON TECHNOLOGIES INC	\$680.86
10	50286	03/19/13	508	FARONICS TECHNOLOGIES	\$1,370.29
10	50287	03/19/13	509	FASTENAL COMPANY	\$47.24
10	50288	03/19/13	514	FELLERS	\$476.97
10	50289	03/19/13	2958	NICOLE FLOYD	\$47.50
10	50290	03/19/13	1622	LISA J FOX	\$119.20
10	50291	03/19/13	535	FRANCE FIRE EXTINGUISHER	\$754.70
10	50292	03/19/13	1936	BEKAH FRAZIER	\$60.00
10	50293	03/19/13	3773	GLORIA ELLISON	\$180.00
10	50294	03/19/13	1949	ROGER GOOD	\$48.00
10	50295	03/19/13	593	GRAPHIC EDGE	\$12.14
10	50296	03/19/13	3747	GREAT EDUCATORS,LLC	\$750.00
10	50297	03/19/13	601	GRELLNER SALES & SERVICE	\$29.70
10	50298	03/19/13	602	GRENNAN COMMUNICATIONS	\$721.00
10	50299	03/19/13	3643	MYLES R GUFFEY	\$89.00
10	50300	03/19/13	2853	MISTY J HATHCOCK	\$150.00
10	50301	03/19/13	1731	DEBRA HAYES	\$28.00

WEST PLAINS R-VII SCHOOL DISTRICT  
ACCOUNTS PAYABLE CHECK REGISTER SUMMARY LISTING

10	50302	03/19/13	3778	HEATHER SIMONDS	\$20.00
10	50303	03/19/13	1625	KEVIN M HEDDEN	\$80.00
10	50304	03/19/13	647	HERRMAN	\$306.76
10	50305	03/19/13	648	HERRMAN	\$61.03
10	50306	03/19/13	652	HI TECH PRINTING	\$1,678.25
10	50307	03/19/13	660	HILLYARD/SPRINGFIELD	\$1,942.04
10	50308	03/19/13	664	HIRSCH FEED & FARM SUPPLY	\$144.60
10	50309	03/19/13	664	HIRSCH FEED & FARM SUPPLY	\$65.46
10	50310	03/19/13	706	HORN PLUMBING	\$1,065.80
10	50311	03/19/13	3291	HOWELL COUNTY OUTPOST LLC	\$1,213.50
10	50312	03/19/13	1626	SETH A HUDDLESTON	\$410.00
10	50313	03/19/13	724	HUNTER OIL	\$33.25
10	50314	03/19/13	754	J.W. PEPPER & SON INC.	\$313.85
10	50315	03/19/13	757	JACKSON TERMITE CO INC	\$145.00
10	50316	03/19/13	3371	JACQUEE ELLIOTT	\$75.82
10	50317	03/19/13	1627	DANNY G JAMES	\$27.40
10	50318	03/19/13	3702	JESSICA COLLINS	\$145.94
10	50319	03/19/13	3785	JESSICA DENNIS	\$788.00
10	50320	03/19/13	1847	LARRY JEWELL	\$8.00
10	50321	03/19/13	2791	JIM'S ALL PUMP & SEPTICS, LLC	\$840.00
10	50322	03/19/13	3118	JOAN DIETRICH	\$49.44
10	50323	03/19/13	3273	JOHNATHAN L JOHNSON	\$8.00
10	50324	03/19/13	2012	DUANE JONES	\$43.00
10	50325	03/19/13	1628	KELLY L JONES	\$30.72
10	50326	03/19/13	3647	JULIE DRUMRIGHT	\$56.54
10	50327	03/19/13	3703	KELLY HOLLAND	\$50.90
10	50328	03/19/13	3787	KELLY SCHAEFFER	\$16.15
10	50329	03/19/13	938	KENT YARBER CANDY CO	\$233.20
10	50330	03/19/13	828	KEVIN B. FINCH	\$3,071.20
10	50331	03/19/13	1705	DEBORAH KING	\$105.60
10	50332	03/19/13	2735	KORBECK PROMOTIONS	\$43.72
10	50333	03/19/13	2957	LARRY RUSSELL	\$123.60
10	50334	03/19/13	1630	JAMES W LAUGHARY	\$248.00
10	50335	03/19/13	3779	LAURA MOSS	\$23.00
10	50336	03/19/13	1604	LAWSON PRODUCTS	\$157.33
10	50337	03/19/13	2034	JAKE LONG	\$80.00
10	50338	03/19/13	1632	JODIE L MCKINNEY	\$20.78
10	50339	03/19/13	490	ERIC N. MCSWAIN	\$500.00
10	50340	03/19/13	952	MEEKS	\$763.12
10	50341	03/19/13	954	MEEKS	\$1,973.14
10	50342	03/19/13	3227	MELYNNI YARBER	\$131.82
10	50343	03/19/13	962	MERIDIAN STUDENT PLANNRS	\$69.28
10	50344	03/19/13	1796	METALWELD, INC.	\$44.10
10	50345	03/19/13	3578	DANIEL R MEYER	\$67.12
10	50346	03/19/13	967	MFA OIL COMPANY	\$367.15

WEST PLAINS R-VII SCHOOL DISTRICT  
 ACCOUNTS PAYABLE CHECK REGISTER SUMMARY LISTING

10	50347	03/19/13	3783	MICHAEL REED	\$255.00
10	50348	03/19/13	2746	MISSOURI DIVISION OF FIRE SAFE	\$100.00
10	50349	03/19/13	993	MISSOURI HEALTH CARE AS.	\$17.00
10	50350	03/19/13	1000	MISSOURI S&T AR	\$410.00
10	50351	03/19/13	1027	MO-ARK GLASS	\$104.50
10	50352	03/19/13	2569	JOLENE A MOCK	\$37.20
10	50353	03/19/13	2356	MORLAN-SHELL FORD, INC	\$17.58
10	50354	03/19/13	1034	MOSALPN	\$775.00
10	50355	03/19/13	1042	MOUNTAIN HOME CHARTER	\$10,280.00
10	50356	03/19/13	2393	MR. DENT COLLISION REPAIR	\$33.54
10	50357	03/19/13	1048	MSBA	\$5,552.02
10	50358	03/19/13	1587	JONATHAN D MULFORD	\$636.80
10	50359	03/19/13	1086	NATIONAL FFA ORGANIZA.	\$307.50
10	50360	03/19/13	1087	NATIONAL FORENSIC LEAGUE	\$15.00
10	50361	03/19/13	3775	NEIL PICKETT	\$33.28
10	50362	03/19/13	3780	NELDA LONG	\$36.84
10	50363	03/19/13	1635	ANITA NELSON	\$2,225.00
10	50364	03/19/13	1099	NIGHTINGALE UNIFORM CO.	\$319.95
10	50365	03/19/13	1104	NORMAN ORR OFFICE SUPPLY	\$12,029.10
10	50366	03/19/13	1121	OMC FOUNDATION	\$2,705.86
10	50367	03/19/13	1580	OPAA FOOD MANAGEMENT INC.	\$72,181.08
10	50368	03/19/13	1128	OREILLY AUTO	\$297.10
10	50369	03/19/13	1129	OREILLY AUTOMOTIVE	\$910.72
10	50370	03/19/13	1130	OREILLY AUTOMOTIVE	\$110.78
10	50371	03/19/13	1636	BRADLEY S OWINGS	\$120.00
10	50372	03/19/13	1136	OZARK AWARDS COMPANY	\$111.00
10	50373	03/19/13	1694	OZARK CAFE	\$16.33
10	50374	03/19/13	1140	OZARK HORSE TRADER, INC.	\$600.00
10	50375	03/19/13	1141	OZARK MEDICAL CENTER	\$13,195.00
10	50376	03/19/13	847	OZARK RADIO NETWORK	\$180.00
10	50377	03/19/13	1144	OZARKO TIRE CENTER	\$2,323.02
10	50378	03/19/13	1146	PALEN MUSIC CENTER	\$187.00
10	50379	03/19/13	1149	PARCEL EXPRESS	\$39.24
10	50380	03/19/13	2879	DARRELL A PARKER	\$15.00
10	50381	03/19/13	85	PARTSTOCK COMPUTER	\$18,234.00
10	50382	03/19/13	1168	PEPSI MIDAMERICA	\$407.85
10	50383	03/19/13	1171	PERMA BOUND	\$271.68
10	50384	03/19/13	2772	SHAWN L PETERSON	\$136.00
10	50385	03/19/13	1179	EASYPERMITS POSTAGE	\$3,000.00
10	50386	03/19/13	1853	MEGAN PITTS	\$76.80
10	50387	03/19/13	1203	PSAT/NMSQT	\$126.00
10	50388	03/19/13	3236	QUESTAR ASSESSMENT INC.	\$9.00
10	50389	03/19/13	1209	QUILL PRESS COMPANY	\$150.28
10	50390	03/19/13	1637	JACK L RANDOLPH	\$120.00
10	50391	03/19/13	2101	DANA REESE	\$41.04

WEST PLAINS R-VII SCHOOL DISTRICT  
ACCOUNTS PAYABLE CHECK REGISTER SUMMARY LISTING

10	50392	03/19/13	3784	REINA ETTINGER	\$255.00
10	50393	03/19/13	3733	RESULTS ADVERTISING,INC	\$1,113.75
10	50394	03/19/13	1254	RICHARDS BROTHERS	\$52.00
10	50395	03/19/13	736	RICOH USA,INC.	\$1,799.22
10	50396	03/19/13	737	RICOH USA,INC.	\$3,043.04
10	50397	03/19/13	3786	ROWENA ARDOIN	\$58.35
10	50398	03/19/13	2109	DENISE ROWLAND	\$70.12
10	50399	03/19/13	100	ROY'S HOME ENTERTAINMENT	\$87.00
10	50400	03/19/13	3638	CORY B RUSSELL	\$26.95
10	50401	03/19/13	1283	SAH PRINTING	\$902.00
10	50402	03/19/13	1290	SAMUEL FRENCH INC.	\$138.98
10	50403	03/19/13	2513	SANDY AUTRY	\$22.40
10	50404	03/19/13	1309	SCHWEGMAN OFFICE SUPPLY	\$2,801.18
10	50405	03/19/13	1310	SCMMEA	\$320.00
10	50406	03/19/13	1316	SEMINOLE RETAIL ENERGY SERVICE	\$10,415.13
10	50407	03/19/13	3776	SHARYE EADES	\$10.56
10	50408	03/19/13	1323	SHATTINGER MUSIC COMPANY	\$168.93
10	50409	03/19/13	3583	SHAWNA TANDY	\$45.86
10	50410	03/19/13	1326	SHEPHERD COMMUNICATIONS	\$60.00
10	50411	03/19/13	1327	SHERWIN WILLIAMS	\$687.89
10	50412	03/19/13	1331	SHO-ME TECHNOLOGIES	\$5,069.80
10	50413	03/19/13	1639	KAREN J SHOLES	\$200.00
10	50414	03/19/13	1640	GREG SIMPKINS	\$80.00
10	50415	03/19/13	1642	BRENDA SMITH	\$80.00
10	50416	03/19/13	1641	SCOTT SMITH	\$276.00
10	50417	03/19/13	1643	LANA R SNODGRAS	\$280.00
10	50418	03/19/13	1368	SOUTHERN MISSOURI HOME	\$30.00
10	50419	03/19/13	3201	SOUTHWEST FUNDRAISING,INC.	\$6,349.20
10	50420	03/19/13	1833	SPRINGFIELD GROCER COMPANY	\$1,742.97
10	50421	03/19/13	1391	SPRINGFIELD STAMP &	\$67.70
10	50422	03/19/13	1405	STEEL YARD INC	\$1,148.85
10	50423	03/19/13	1660	STUMPS	\$2,487.95
10	50424	03/19/13	1846	LINDA TAYLOR	\$80.00
10	50425	03/19/13	1416	TEACHERS STORE & MORE	\$10.88
10	50426	03/19/13	2624	THE CHEF'S GARDEN, INC.	\$157.51
10	50427	03/19/13	1646	JULIE R THOMPSON	\$400.00
10	50428	03/19/13	2371	THREE STATES SUPPLY	\$106.44
10	50429	03/19/13	3524	MARY L TOLLENAAR	\$76.80
10	50430	03/19/13	2156	PAMELA TOPLIFF	\$7.00
10	50431	03/19/13	1450	TRASHWAGON EXPRESS	\$268.00
10	50432	03/19/13	2448	TYREE'S FERTILIZER INC.	\$788.00
10	50433	03/19/13	70	U.S. FOODS, INC.	\$216.03
10	50434	03/19/13	1483	UPS	\$188.94
10	50435	03/19/13	1648	KAREN L VAUGHN	\$108.00
10	50436	03/19/13	2171	ARNOLD A WADE	\$45.00

WEST PLAINS R-VII SCHOOL DISTRICT  
 ACCOUNTS PAYABLE CHECK REGISTER SUMMARY LISTING

10	50437	03/19/13	1501	WAGGONER FAMILY NURSERY	\$147.00
10	50438	03/19/13	1506	WEST PLAINS CHAMBER OF COMMERC	\$9.00
10	50439	03/19/13	1510	WEST PLAINS DAILY QUILL	\$60.00
10	50440	03/19/13	1512	WEST PLAINS ELECTRIC	\$789.84
10	50441	03/19/13	1516	WEST PLAINS FLORAL	\$49.00
10	50442	03/19/13	1517	WEST PLAINS GREENHOUSE	\$149.50
10	50443	03/19/13	1520	WEST PLAINS MUSIC STORE	\$122.48
10	50444	03/19/13	1825	WEST PLAINS OCCUPATIONAL & INS	\$911.00
10	50445	03/19/13	1523	WEST PLAINS POSEY PATCH	\$65.00
10	50446	03/19/13	1524	WEST PLAINS PROPANE INC.	\$32,616.89
10	50447	03/19/13	1613	WEST PLAINS VETERINARY SUPPLY,	\$135.42
10	50448	03/19/13	1540	WILLIAM V MACGILL & CO	\$648.51
10	50449	03/19/13	3713	DAVID C WILLIAMS	\$52.00
10	50450	03/19/13	2664	GAYLA L WILLIAMS	\$52.20
10	50451	03/19/13	2198	MARTHA A WILLIAMS	\$52.80
10	50452	03/19/13	1712	J SCOTT WOMACK	\$100.11
10	50453	03/19/13	3765	WOMEN'S CARE	\$801.80
10	50454	03/19/13	1545	WOOD MECHANICAL INC.	\$1,155.00
10	50455	03/19/13	95	WORLD WIDE TECHNOLOGY IN	\$6,094.04
10	50456	03/19/13	2206	CYNTHIA A WRIGHT	\$68.89
10	50457	03/19/13	1649	JOAN E WRIGHT	\$34.40
10	50458	03/19/13	1551	XEROX CORPORATION	\$451.42

\*\*\*GRAND TOTAL AMOUNT OF ALL CHECKS REPORTED FOR CODE 10 & AD\*\*\* \$356,670.02

CK CD	CHK NUM	CK DATE	VENDOR NAME	AMOUNT
CC	1335	03/07/13	003740 ALIMED, INC.	85.50
CC	1336	03/07/13	000160 ALLIED BUS SALES INC.	1,343.76
CC	1337	03/07/13	000008 AMAZON	48.79
CC	1338	03/07/13	000008 AMAZON.COM BOOKS	80.44
CC	1339	03/07/13	000008 GE MONEY BANK/AMAZON	6,089.90
CC	1340	03/07/13	001725 AMERICAN BAND	204.11
CC	1341	03/07/13	000169 AMERICAN RED CROSS	945.00
CC	1342	03/07/13	000186 APPLE COMPUTER INC.	0.99
CC	1343	03/07/13	000187 APPRIVER	981.00
CC	1344	03/07/13	000032 BARNES AND NOBLE	1,169.82
CC	1345	03/07/13	003752 BERRY	234.29
CC	1346	03/07/13	000232 BEST WESTERN CAPITAL INN	84.53
CC	1347	03/07/13	003742 BILL STAFFORD,M.D.	29.07
CC	1348	03/07/13	000245 BIO CORPORATION	207.56
CC	1349	03/07/13	000004 BRAINPOP.COM	1,095.00
CC	1350	03/07/13	001812 CAPITOL PLAZA	181.26
CC	1351	03/07/13	003766 CARPET EXPRESS	5,498.00
CC	1352	03/07/13	003101 CASEY'S GENERAL STORE #2838	233.68
CC	1353	03/07/13	003101 CASEY'S GENERAL STORE #2593	25.00
CC	1354	03/07/13	003101 CASEY'S GENERAL STORE #1715	45.01
CC	1355	03/07/13	003013 CHILI'S GRILL & BAR	64.58
CC	1356	03/07/13	000373 COUNTRY MART	451.05
CC	1357	03/07/13	003206 CULVER'S	36.58
CC	1358	03/07/13	000383 CUSTOM MEETING PLANNERS	125.00
CC	1359	03/07/13	000437 DOLLAR GENERAL STORE #01253	8.57
CC	1360	03/07/13	003014 EL CHARRO WEST PLAINS	227.93
CC	1361	03/07/13	003618 ENTERPRISE RENT-A-CAR	958.37
CC	1362	03/07/13	003200 EVERNOTE CORPORATION	5.00
CC	1363	03/07/13	003768 EXPRESSWAY AIRPORT PARKING	21.45
CC	1364	03/07/13	003605 FIVE GUYS	3.98
CC	1365	03/07/13	000531 FOLLETT LIBRARY RESOURCE	379.41
CC	1366	03/07/13	000586 GOPHER	111.09
CC	1367	03/07/13	003545 JOHN R GREEN COMPANY	122.52
CC	1368	03/07/13	003760 HEALTHPORT	23.88
CC	1369	03/07/13	000677 HOLIDAY INN AIRPORT CONFERENCE	156.38
CC	1370	03/07/13	003738 HOOD PERFORMANCE RACING,LLC	192.44
CC	1371	03/07/13	000719 HOWELL OREGON ELECTRIC	2,022.12
CC	1372	03/07/13	003751 HYDRO-TEMP SERVICES CORP	991.76
CC	1373	03/07/13	003763 KELBY TRAINING INC	159.00
CC	1374	03/07/13	003764 KIRLIN'S HALLMARK #260	17.73
CC	1375	03/07/13	003352 KUM & GO	38.20
CC	1376	03/07/13	003352 KUM & GO	52.85
CC	1377	03/07/13	000860 LAKESHORE LEARNING MAT.	344.54
CC	1378	03/07/13	003750 LIDIA'S KANSAS CITY	230.00
CC	1379	03/07/13	003022 LOS AMIGOS	20.00
CC	1380	03/07/13	000908 MAESP	198.00
CC	1381	03/07/13	003788 MAKEMUSIC, INC.	72.00
CC	1382	03/07/13	000917 MARIOTT'S TANTARA	450.00
CC	1383	03/07/13	000922 SPRINGHILL SUITES BY MARRIOTT	236.14
CC	1384	03/07/13	000931 MASA	240.00
CC	1385	03/07/13	003204 MCALISTERS DELI	80.61
CC	1386	03/07/13	003032 MCDONALD'S	38.58
CC	1387	03/07/13	003722 MEXICAN VILLA SOUTH	5.86
CC	1388	03/07/13	003517 MF ATHLETIC & PERFORMANCE	116.32
CC	1389	03/07/13	000968 MFA PROPANE	94.54
CC	1390	03/07/13	000994 MISSOURI HIGHWAY PATROL	62.50
CC	1391	03/07/13	001009 MISSOURI STATE HIGHWAY	11.00
CC	1392	03/07/13	001048 MSBA	45.00
CC	1393	03/07/13	001065 MU EXTENSION	300.00
CC	1394	03/07/13	002580 MUSICIAN'S FRIEND	172.98
CC	1395	03/07/13	000084 NASCO	38.57
CC	1396	03/07/13	000084 NASCO	109.08
CC	1397	03/07/13	003289 NEWEGG.COM	239.98
CC	1398	03/07/13	001098 NFL	74.99
CC	1399	03/07/13	001694 OZARK CAFE	123.79
CC	1400	03/07/13	002965 PAYPAL/EBAY	81.78
CC	1401	03/07/13	001171 PERMA BOUND	93.97
CC	1402	03/07/13	002686 PINSOURCE	648.00
CC	1403	03/07/13	003767 PLATINUM PARKING	8.00
CC	1404	03/07/13	000058 RENAISSANCE LEARNING	154.69
CC	1405	03/07/13	001290 SAMUEL FRENCH INC.	138.98
CC	1406	03/07/13	001301 SCHOLASTIC BOOK CLUBS INC	68.84
CC	1407	03/07/13	001309 SCHWEGMAN OFFICE SUPPLY	367.41
CC	1408	03/07/13	003748 SHELL	83.00
CC	1409	03/07/13	003453 SNAPPY MART #11	54.11
CC	1410	03/07/13	003769 SOUTHWEST AIRLINES	827.20
CC	1411	03/07/13	003308 STAPLES	52.94
CC	1412	03/07/13	002991 STEAK 'N SHAKE	12.41
CC	1413	03/07/13	001660 STUMPS	299.93
CC	1414	03/07/13	000129 SUBWAY OF WEST PLAINS	47.08
CC	1415	03/07/13	003435 TGI FRIDAY'S #0262	28.50
CC	1416	03/07/13	003681 THE DONUT PALACE	165.77
CC	1417	03/07/13	003726 UNCLE ROOSTERS	101.30
CC	1418	03/07/13	002845 VERIZON WIRELESS	1,606.87
CC	1419	03/07/13	003010 VISTA GRANDE MEXICAN REST	64.70
CC	1420	03/07/13	001502 WALMART COMMUNITY	2,561.83
CC	1421	03/07/13	002720 WATCH D.O.G.S.	68.89
CC	1422	03/07/13	001516 WEST PLAINS FLORAL	70.00
CC	1423	03/07/13	003151 WESTIN CROWN PLAZA HOTEL	771.11
CC	1424	03/07/13	003741 WHOLESALE SURGICAL INSTRUMENTS	30.60

West Plains R-VII School District  
ACCOUNTS PAYABLE CHECK REGISTER SUMMARY LISTING  
Accounts Payable COMPUTER Check Register

CK CD	CHK NUM	CK DATE	VENDOR NAME	AMOUNT
			***** GRAND TOTAL AMOUNT OF ALL CHECKS REPORTED FOR CODE CC *****	36,464.99*

---

WEST PLAINS SCHOOL DISTRICT  
MONTHLY  
FINANCE REPORTS

---

*THROUGH THE MONTH OF FEBRUARY  
SCHOOL YEAR 2012-2013*

*PRINTED ON: MARCH 13, 2013*



# REVENUES & EXPENDITURES

PAGE 1

This report includes the month of February.

Printed On: March 13, 2013

FOR COMPARISON REASONS, THIS PAGE DOES NOT INCLUDE THE STADIUM RENOVATION EXPENSES OR REVENUES.

**Total Revenue**

	JUL	AUG	SEP	OCT	NOV	DEC	JAN	FEB	MAR	APR	MAY	JUN
2013	859,336	1,801,046	2,924,735	4,689,032	6,151,334	8,768,314	14,907,307	17,171,164				
2012	709,840	1,845,276	2,835,233	4,076,622	6,371,858	8,494,376	14,987,431	17,039,668	19,213,557	21,299,183	22,991,597	25,565,764
2011	772,372	1,682,797	2,845,597	4,036,669	5,217,884	8,252,994	14,421,187	16,378,147	18,488,290	20,242,083	22,550,815	29,068,562

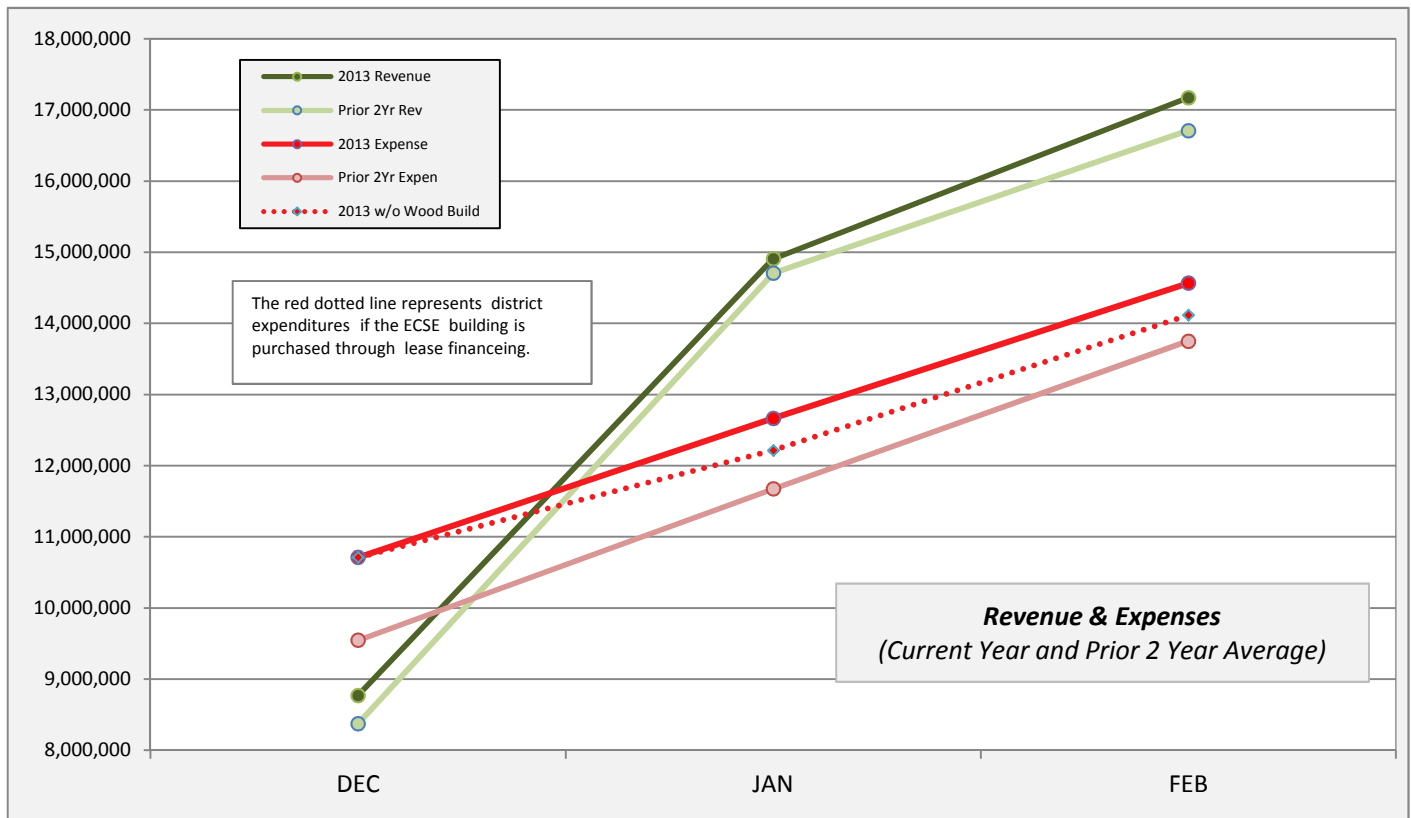
**Total Expenditures**

	JUL	AUG	SEP	OCT	NOV	DEC	JAN	FEB	MAR	APR	MAY	JUN
2013	658,966	1,550,094	3,793,358	5,761,593	7,970,491	10,710,598	12,664,965	14,565,743				
2012	613,980	1,303,196	3,515,431	5,561,519	7,576,603	9,547,103	11,895,664	13,859,382	16,397,036	18,415,938	20,262,826	25,234,069
2011	552,113	1,429,373	3,356,441	5,556,335	7,390,174	9,543,852	11,448,988	13,635,476	15,804,712	17,695,559	19,534,175	29,249,463

**Revenues less Expenditures**

	JUL	AUG	SEP	OCT	NOV	DEC	JAN	FEB	MAR	APR	MAY	JUN
2013	200,371	250,952	-868,623	-1,072,561	-1,819,156	-1,942,284	2,242,342	2,605,421				
2012	95,860	542,081	-680,198	-1,484,897	-1,204,745	-1,052,726	3,091,768	3,180,286	2,816,520	2,883,245	2,728,772	331,695
2011	220,259	253,424	-510,845	-1,519,666	-2,172,290	-1,290,858	2,972,199	2,742,671	2,683,578	2,546,524	3,016,640	-180,900

	2013 Budget	2012 Budget	Thru FEB 2013	Thru FEB 2012	Thru FEB 2011	2012 Total	2011 Total	2012 Date %	2011 Date %	2013 % of Budget
<b>Revenue</b>	25,428,180	24,318,640	17,171,164	17,039,668	16,378,147	25,565,764	29,068,562	66.650%	56.343%	67.528%
<b>Expenditures</b>	26,628,503	24,868,899	14,565,597	13,859,382	13,635,476	25,234,069	29,249,463	54.923%	46.618%	54.699%
<b>Difference</b>	-1,200,323	-550,259	2,605,566	3,180,286	2,742,671	331,695	-180,900			



# REVENUES

PAGE 1

This report includes the month of February.

Printed On: March 13, 2013

FOR COMPARISON REASONS, THIS PAGE DOES NOT INCLUDE THE STADIUM RENOVATION EXPENSES OR REVENUES.

## 3 YEAR REVENUE COMPARISON

### Revenues By Source (2013)

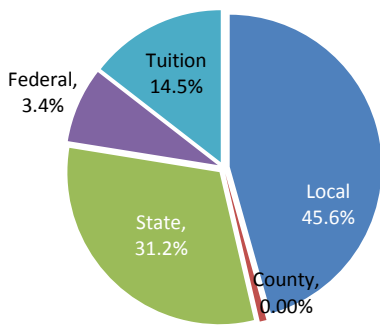
	JUL	AUG	SEP	OCT	NOV	DEC	JAN	FEB	MAR	APR	MAY	JUN
Local	225,829	551,517	891,467	1,318,243	1,583,534	2,574,154	7,301,885	7,834,181				
County	0	0	0	0	0	0	122,387	122,387				
State	618,331	1,245,921	1,953,804	2,601,689	3,282,871	3,983,708	4,613,746	5,358,892				
Federal	15,176	3,608	79,464	157,749	229,571	806,690	953,530	1,365,353				
Tuition	0	0	0	611,351	1,055,358	1,403,761	1,915,759	2,490,351				
Other	0	0	0	0	0	0	0	0				
Total	859,336	1,801,046	2,924,735	4,689,032	6,151,334	8,768,314	14,907,307	17,171,164				

### Revenues By Source (2012)

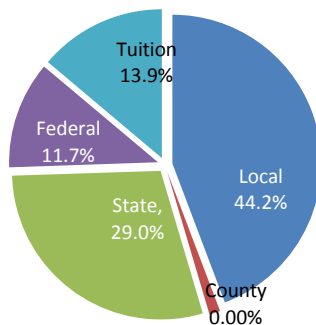
	JUL	AUG	SEP	OCT	NOV	DEC	JAN	FEB	MAR	APR	MAY	JUN
Local	164,352	598,796	930,412	1,341,567	1,603,122	2,582,543	7,132,026	7,653,883	8,106,647	8,452,529	8,818,025	9,411,825
County	0	0	0	0	0	0	0	107,237	289,248	289,248	289,248	289,248
State	541,259	1,177,638	1,612,083	2,283,070	2,921,673	3,518,030	4,329,546	5,028,187	5,826,301	6,746,423	7,592,109	8,554,691
Federal	4,229	66,276	290,171	449,419	628,695	727,558	1,398,691	1,730,274	1,962,664	2,365,124	2,599,062	3,358,201
Tuition	0	2,566	2,566	2,566	1,218,368	1,666,245	2,127,168	2,520,088	3,028,697	3,445,860	3,693,154	3,951,800
Other	0	0	0	0	0	0	0	0	0	0	0	0
Total	709,840	1,845,276	2,835,233	4,076,622	6,371,858	8,494,376	14,987,431	17,039,668	19,213,557	21,299,183	22,991,597	25,565,764

### Revenues By Source (2011)

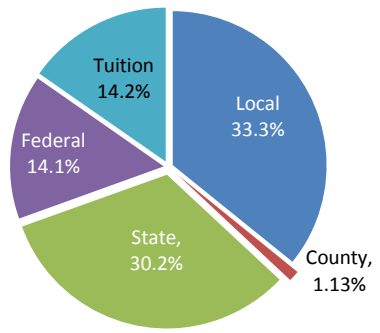
	JUL	AUG	SEP	OCT	NOV	DEC	JAN	FEB	MAR	APR	MAY	JUN
Local	166,772	464,744	777,255	1,247,115	1,557,785	2,640,779	6,633,132	7,135,520	7,498,282	7,792,096	8,254,783	8,632,907
County	0	0	0	0	0	0	0	281,930	281,930	281,930	281,930	281,258
State	492,882	993,727	1,564,003	2,149,088	2,726,084	3,344,230	4,014,043	4,681,026	5,449,653	6,291,864	6,876,164	7,857,045
Federal	112,718	224,326	504,339	640,466	925,610	1,451,304	1,995,525	2,158,952	2,638,981	2,815,894	3,663,035	4,374,666
Tuition	0	0	0	0	8,405	816,681	1,778,487	2,120,719	2,619,444	3,060,299	3,474,903	3,772,685
Other	0	0	0	0	0	0	0	0	0	0	0	4,150,000
Total	772,372	1,682,797	2,845,597	4,036,669	5,217,884	8,252,994	14,421,187	16,378,147	18,488,290	20,242,083	22,550,815	29,068,562



Through February, 2013



Through February, Prior 2 Year Ave.



2 Year Average, End of Year Totals

# EXPENSE BY FUND

PAGE 1

This report includes the month of February.

Printed On: March 13, 2013

FOR COMPARISON REASONS, THIS PAGE DOES NOT INCLUDE THE STADIUM RENOVATION EXPENSES OR REVENUES.

### Expense By Source (2013)

	JUL	AUG	SEP	OCT	NOV	DEC	JAN	FEB	MAR	APR	MAY	JUN
Fund 10	276,791	734,465	1,538,164	2,222,513	3,044,007	4,055,820	4,666,833	5,322,452				
Fund 20	263,411	477,357	1,631,437	2,787,664	3,963,006	5,146,091	6,306,572	7,476,162				
Fund 40	57,008	267,200	513,907	585,639	712,051	1,180,556	1,317,273	1,354,026				
Fund 60	3,346	9,136	42,761	94,849	178,139	254,243	299,673	338,399				
Fund 65	57,800	61,326	65,219	69,058	70,457	71,059	71,784	71,874				
Fund 70	610	610	1,870	1,870	2,830	2,830	2,830	2,830				
<b>Total</b>	<b>658,966</b>	<b>1,550,094</b>	<b>3,793,358</b>	<b>5,761,593</b>	<b>7,970,491</b>	<b>10,710,598</b>	<b>12,664,965</b>	<b>14,565,743</b>				

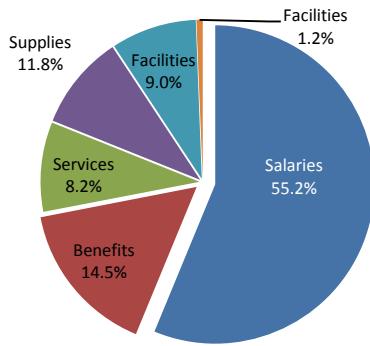
### Expense By Source (2012)

	JUL	AUG	SEP	OCT	NOV	DEC	JAN	FEB	MAR	APR	MAY	JUN
Fund 10	300,959	728,184	1,591,686	2,377,115	3,130,413	3,791,564	4,754,451	5,447,581	6,160,701	6,870,939	7,481,091	8,886,119
Fund 20	306,926	524,250	1,686,078	2,841,614	4,012,124	5,180,376	6,352,158	7,526,009	8,697,615	9,872,495	11,048,392	14,195,739
Fund 40	0	6,385	146,033	184,580	195,671	274,778	362,758	433,966	1,010,916	1,032,236	1,019,846	1,303,604
Fund 60	4,361	33,442	56,824	112,058	183,972	237,696	343,091	360,557	421,659	531,786	579,162	696,318
Fund 65	-3,600	-2,068	10,037	14,792	16,427	18,189	32,205	33,765	34,793	35,536	59,003	66,552
Fund 70	5,334	13,002	24,772	31,360	37,996	44,499	51,001	57,503	71,353	72,946	75,332	85,737
<b>Total</b>	<b>613,980</b>	<b>1,303,196</b>	<b>3,515,431</b>	<b>5,561,519</b>	<b>7,576,603</b>	<b>9,547,103</b>	<b>11,895,664</b>	<b>13,859,382</b>	<b>16,397,036</b>	<b>18,415,938</b>	<b>20,262,826</b>	<b>25,234,069</b>

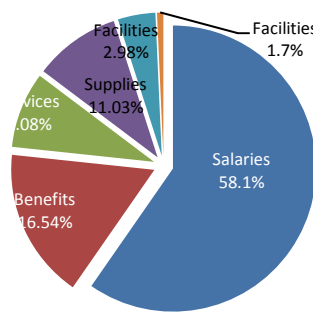
### Expense By Source (2011)

	JUL	AUG	SEP	OCT	NOV	DEC	JAN	FEB	MAR	APR	MAY	JUN
Fund 10	261,147	663,670	1,368,337	2,179,345	2,830,039	3,739,451	4,354,089	5,009,018	5,705,409	6,378,375	7,029,476	8,386,412
Fund 20	275,989	493,508	1,631,449	2,795,109	3,950,228	5,118,154	6,266,064	7,449,171	8,587,731	9,743,142	10,893,693	13,876,248
Fund 40	14,748	267,605	330,553	499,357	514,339	543,791	601,985	920,012	1,217,109	1,224,138	1,242,930	6,531,257
Fund 60	229	3,481	16,894	68,954	81,680	126,960	200,105	225,663	259,171	313,481	332,043	410,723
Fund 65	0	1,109	9,208	13,570	13,888	15,496	26,746	31,613	35,291	36,423	36,034	44,823
Fund 70	0	0	0	0	0	0	0	0	0	0	0	0
<b>Total</b>	<b>552,113</b>	<b>1,429,373</b>	<b>3,356,441</b>	<b>5,556,335</b>	<b>7,390,174</b>	<b>9,543,852</b>	<b>11,448,988</b>	<b>13,635,476</b>	<b>15,804,712</b>	<b>17,695,559</b>	<b>19,534,175</b>	<b>29,249,463</b>

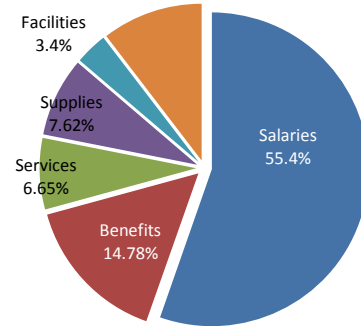
## EXPENSE



Through February, 2013



Through February, Prior 2 Year Ave.



2 Year Average, End of Year Totals

	2013 Budget	2012 Budget	Thru FEB 2013	Thru FEB 2012	Thru FEB 2011	2012 Total	2011 Total	2012 Date %	2011 Date %	2013 Projected	Compared to Prior 2 Years
Fund 10	8,835,707	9,030,980	5,322,452	5,447,581	5,009,018	8,886,119	8,386,412	61.3%	59.7%	8,795,103	
Fund 20	14,134,878	13,965,193	7,476,162	7,526,009	7,449,171	14,195,739	13,876,248	53.0%	53.7%	14,013,575	
Fund 40	3,167,918	1,300,067	1,353,880	433,966	920,012	1,303,604	6,531,257	33.3%	14.1%	5,715,468	
Fund 60	450,000	450,000	338,399	360,557	225,663	696,318	410,723	51.8%	54.9%	634,160	
Fund 65	40,000	40,000	71,874	33,765	31,613	66,552	44,823	50.7%	70.5%	118,542	
Fund 70	0	82,660	2,830	57,503	0	85,737	0	67.1%	0.0%	8,439	
Other											
<b>Total</b>	<b>0</b>	<b>0</b>	<b>0</b>	<b>0</b>	<b>0</b>	<b>0</b>	<b>0</b>				



# ITEMIZED REVENUE REPORT

PAGE 1

This report includes the month of February.

Printed On: March 13, 2013

Local	2013 Budget	2012 Budget	Thru FEB 2013	Thru FEB 2012	Thru FEB 2011	2012 Total	2011 Total	2012 Date %	2011 Date %	2013 Projected	Compared to Prior 2 Years
<i>Current Taxes</i>	4,922,614	4,705,800	4,827,550	4,640,470	4,331,020	4,743,177	4,407,079	97.8%	98.3%	4,923,338	
<i>Delinquent Taxes</i>	294,287	334,000	165,009	171,222	172,601	391,671	329,667	43.7%	52.4%	343,511	
<i>Prop C (STF)</i>	1,703,140	1,700,240	1,180,620	1,157,870	1,109,775	1,760,981	1,671,401	65.8%	66.4%	1,786,797	
<i>Interest</i>	15,000	30,000	54,893	70,503	67,797	67,642	67,797	104.2%	100.0%	53,756	
<i>M &amp; M Surcharge Tax</i>	250,000	215,000	319,535	259,004	224,191	263,457	227,555	98.3%	98.5%	324,678	
<i>In Lieu of Tax</i>	10,000	12,000	0	0	12,361	0	0	0.0%			
<i>Presch &amp; BASE Tuition</i>	20,000	7,000	-100	9,150	5,004	15,658	7,711	58.4%	64.9%	-162	
<i>Adult Ed Tuition</i>	505,639	720,975	398,808	390,863	456,406	542,490	622,077	72.0%	73.4%	548,499	
<i>Interest Earned</i>	159,375	200,000	103,748	116,763	164,687	191,914	377,198	60.8%	43.7%	198,557	
<i>Food Service</i>	195,000	186,000	125,516	141,840	119,618	204,235	188,803	69.4%	63.4%	189,022	
<i>Food Service-Non Program</i>	65,000	95,000	53,463	52,613	67,592	71,213	96,573	73.9%	70.0%	74,321	
<i>Admission</i>	40,000	45,000	31,100	38,922	44,178	42,649	49,043	91.3%	90.1%	34,300	
<i>SA &amp; Boosters</i>	511,000	490,000	442,056	574,726	328,817	881,699	535,201	65.2%	61.4%	698,228	
<i>Prior Period Adjustment</i>	23,000	25,000	40,966	22,653	23,703	24,533	25,485	92.3%	93.0%	44,205	
<i>Misc Local Rev.</i>	1,040,650	3,000	73,829	13,395	3,077	205,066	15,582	6.5%	19.7%	561,886	
<i>Other</i>	3,000	5,000	17,190	-6,110	4,691	5,440	11,734	-112.3%	40.0%	-47,530	
<b>Total</b>	<b>9,757,705</b>	<b>8,774,015</b>	<b>7,834,181</b>	<b>7,653,883</b>	<b>7,135,520</b>	<b>9,411,825</b>	<b>8,632,907</b>	<b>81.3%</b>	<b>82.7%</b>	<b>9,555,227</b>	

County	2013 Budget	2012 Budget	Thru FEB 2013	Thru FEB 2012	Thru FEB 2011	2012 Total	2011 Total	2012 Date %	2011 Date %	2013 Projected	Compared to Prior 2 Years
<i>Fines, Escheats, Forfeit</i>	105,000	105,000	122,387	107,237	107,770	107,237	107,097	100.0%	100.6%	122,004	
<i>State RxR Utility</i>	175,000	170,000	0	0	174,161	182,011	174,161	0.0%	100.0%		
<i>Other</i>	0	0	0	0	0	0	0	0.0%	0.0%		
<b>Total</b>	<b>280,000</b>	<b>275,000</b>	<b>122,387</b>	<b>107,237</b>	<b>281,930</b>	<b>289,248</b>	<b>281,258</b>	<b>37.1%</b>	<b>100.2%</b>	<b>178,259</b>	

State	2013 Budget	2012 Budget	Thru FEB 2013	Thru FEB 2012	Thru FEB 2011	2012 Total	2011 Total	2012 Date %	2011 Date %	2013 Projected	Compared to Prior 2 Years
<i>Basic Formula</i>	6,850,500	6,458,500	4,502,287	4,162,305	3,912,848	6,481,586	5,704,050	64.2%	68.6%	6,779,782	
<i>Transportation</i>	150,000	150,000	91,117	100,623	123,711	165,645	185,175	60.7%	66.8%	142,868	
<i>ECSE - State</i>	285,000	285,000	188,503	185,479	148,840	296,766	297,680	62.5%	50.0%	335,117	
<i>Basic Formula CTF</i>	706,000	824,582	474,666	472,304	468,837	751,886	777,716	62.8%	60.3%	771,189	
<i>Vocational/At-Risk</i>	20,000	20,000	0	0	0	20,000	20,000	0.0%	0.0%		
<i>Early Childhood (PAT)</i>	0	0	2,910	0	2,165	0	6,988	0.0%	31.0%	18,784	
<i>Vocational Tech Aid</i>	466,963	495,254	0	0	0	478,253	465,099	0.0%	0.0%		
<i>Food Service</i>	29,000	29,000	0	0	0	6,336	28,931	0.0%	0.0%		
<i>Adult Basic Ed</i>	20,135	38,000	15,742	10,893	14,688	10,893	39,001	100.0%	37.7%	22,871	
<i>Enhancement Grant</i>	147,272	122,687	0	0	0	50,731	120,637	0.0%	0.0%		
<i>A+ Schools Grant</i>	12,800	0	11,937	10,666	4,451	31,190	11,057	34.2%	40.3%	32,066	
<i>Spec Ed High Need Fund</i>	75,000	60,000	67,574	0	0	139,112	63,867	0.0%	0.0%		
<i>Mo PreSch Project</i>	0	110,000	0	76,833	0	110,500	130,000	69.5%	0.0%		
<i>Misc. State Rev.</i>	13,300	1,500	4,155	9,084	5,487	11,793	6,846	77.0%	80.1%	5,287	
<i>Other</i>	0	0	0	0	0	0	0	0.0%	0.0%		
<b>Total</b>	<b>8,775,970</b>	<b>8,594,523</b>	<b>5,358,892</b>	<b>5,028,187</b>	<b>4,681,026</b>	<b>8,554,691</b>	<b>7,857,045</b>	<b>58.8%</b>	<b>59.6%</b>	<b>9,055,670</b>	

# ITEMIZED REVENUE REPORT

PAGE 2

This report includes the month of February.

Printed On: March 13, 2013

Federal	2013 Budget	2012 Budget	Thru FEB 2013	Thru FEB 2012	Thru FEB 2011	2012 Total	2011 Total	2012 Date %	2011 Date %	2013 Projected	Compared to Prior 2 Years
<b>Medicaid</b>	100,000	140,000	44,008	42,735	6,590	152,759	157,276	28.0%	4.2%	273,637	
Basic Formula (ARRA)	0	169,392	0	176,110	463,518	176,110	524,438	100.0%	88.4%		
Vocational Ed	210,947	241,638	68,724	73,841	97,784	231,927	245,066	31.8%	39.9%	191,593	
Jobs Bill	0	0	0	0	0	0	424,558	0.0%	0.0%		
Voc Ed - Perkins	0	0	0	6,243	0	6,243	0	100.0%	0.0%		
WIA-JTPA	0	0	0	0	4,255	0	4,255	0.0%	100.0%		
Adult Basic Ed.	139,832	85,000	39,243	45,446	33,018	126,320	87,937	36.0%	37.5%	106,749	
Spec Ed High Need Fund	10,000	0	10,264	0	0	20,094	0	0.0%	0.0%		
IDEA (Part B)	435,340	453,080	151,410	225,000	265,650	443,833	473,129	50.7%	56.1%	283,427	
ECSE	36,000	36,000	0	0	37,210	37,096	37,210	0.0%	100.0%		
School Lunch Prog	500,000	513,000	288,390	264,352	251,303	529,606	513,843	49.9%	48.9%	583,659	
School Breakfast P.	145,000	140,000	123,749	75,046	71,624	174,663	144,430	43.0%	49.6%	267,401	
After School Snack	10,000	10,000	4,310	4,771	3,878	10,103	11,529	47.2%	33.6%	10,659	
Title I	773,000	800,000	417,890	448,501	400,000	869,441	800,000	51.6%	50.0%	822,738	
Title V	0	0	0	0	0	0	0	0.0%	0.0%		
Title IV	0	0	0	0	80,000	0	114,840	0.0%	69.7%		
Title I (ARRA)	0	0	0	0	0	0	40,000	0.0%	0.0%		
21st Cent Gnt (BASE)	0	150,000	0	79,680	71,739	150,000	210,000	53.1%	34.2%		
Title IVA-Drug Free	0	0	0	0	0	0	1,854	0.0%	0.0%		
Title III-ELL	0	0	0	0	0	0	0	0.0%	0.0%		
Title IIA	133,000	141,000	80,491	89,055	80,000	148,799	155,000	59.8%	51.6%	144,427	
T IID Tech E-mints	0	0	0	0	0	0	628	0.0%	0.0%		
T VIIB-Homelss	0	0	0	0	0	0	4,115	0.0%	0.0%		
T IID (ARRA)	0	0	0	0	0	0	31	0.0%	0.0%		
Voc Rehab	12,800	3,000	9,890	6,069	2,550	12,537	4,759	48.4%	53.6%	19,394	
Dept Health Food Svc Prog	0	0	0	0	0	28,924	0	0.0%	0.0%		
JTPA - WIA	83,205	15,000	94,097	117,831	6,988	125,281	25,511	94.1%	27.4%	154,961	
Voc - Pell Grants	0	0	0	0	0	0	0	0.0%	0.0%		
TRA	12,800	64,000	0	48,590	72,731	48,590	72,731	100.0%	100.0%		
Title VI B	44,000	48,992	32,890	27,003	20,000	47,584	45,425	56.7%	44.0%	65,272	
Title VI B (ARRA)	0	0	0	0	190,115	0	190,115	0.0%	100.0%		
ECSE (ARRA)	0	0	0	0	0	18,272	0	0.0%	0.0%		
Misc. Fed. Funds	0	30,000	0	0	0	21	85,987	0.0%	0.0%		
Other	0	0	0	0	0	0	0	0.0%	0.0%		
<b>Total</b>	<b>2,645,924</b>	<b>3,040,102</b>	<b>1,365,353</b>	<b>1,730,274</b>	<b>2,158,952</b>	<b>3,358,201</b>	<b>4,374,666</b>	<b>51.5%</b>	<b>49.4%</b>	<b>2,707,018</b>	

Non Revenue Funds	2013 Budget	2012 Budget	Thru FEB 2013	Thru FEB 2012	Thru FEB 2011	2012 Total	2011 Total	2012 Date %	2011 Date %	2013 Projected	Compared to Prior 2 Years
Sale of Bonds	0	0	0	0	0	0	4,070,000	0.0%	0.0%		
Insurance Recovery	0	0	0	0	0	0	0	0.0%	0.0%		
School Bus Sale	0	0	0	0	0	0	0	0.0%	0.0%		
Property Sales	0	0	0	0	0	0	80,000	0.0%	0.0%		
Other	0	0	0	0	0	0	0	0.0%	0.0%		
<b>Total</b>	<b>0</b>	<b>0</b>	<b>0</b>	<b>0</b>	<b>0</b>	<b>0</b>	<b>4,150,000</b>	<b>#DIV/0!</b>	<b>0.0%</b>		

Tuition	2013 Budget	2012 Budget	Thru FEB 2013	Thru FEB 2012	Thru FEB 2011	2012 Total	2011 Total	2012 Date %	2011 Date %	2013 Projected	Compared to Prior 2 Years
Rural Tuition	3,855,181	3,550,000	2,413,395	2,464,176	2,054,493	3,885,080	3,686,474	63.4%	55.7%	4,050,774	
Area VoTech Tuition	113,400	85,000	76,956	53,345	66,226	64,154	86,211	83.2%	76.8%	96,213	
SpecEd Tuition	0	0	0	0	0	0	0	0.0%	0.0%		
Local Tax Effort	0	0	0	2,566	0	2,566	0	100.0%	0.0%		
Transportation Other LEAs	0	0	0	0	0	0	0	0.0%	0.0%		
Other	0	0	0	0	0	0	0	0.0%	0.0%		
<b>Total</b>	<b>3,968,581</b>	<b>3,635,000</b>	<b>2,490,351</b>	<b>2,520,088</b>	<b>2,120,719</b>	<b>3,951,800</b>	<b>3,772,685</b>	<b>63.8%</b>	<b>56.2%</b>	<b>4,151,170</b>	

WEST PLAINS R-VII SCHOOLS  
Program Evaluation

Date: **February 26, 2013**

Program Title: **A+ Schools Program**

**A+ Advisory Board (Program Evaluation) Committee Members:**

A+ Coordinator

√Wendy Czerwonka

A+ Secretary (Part-time)

√Jenny Buehler

Business and industry

Jordan Land – West Plains Juvenile Office (Human Services)

Bo Pace – West Plains Vet Supply (Sales)

Carol Silvey – Community Foundation of the Ozarks (Human Services)

Labor and manufacturing

Steve Stewart – Color Tech Printing (Creative Design/Arts/Communication)

√Pj Swink – Massage Therapist (Health Services)

Cindy Tyree – Tyree Fertilizer (Farm Services)

Parents

Emily Grisham

Debbie Owens

Cathy Proffit-Boys

Lisa Riggs

Deanne Sellers

Jay Towell

Kelley Towell

Post Secondary Institutions (Community College and Technical School)

√Dr. Drew Bennett -- Chancellor, MSU-WP

√Cheryl Caldwell -- Public Relations Department, MSU-WP

√Joyce Frye – Financial Aid Officer, South Central Career Center

√Melissa Jett – Coordinator of Admissions, MSU-WP

Jim Laughary – Director, South Central Career Center

Heather Mulford – SCCC, Business Teacher

Students

√Laura Grisham, Senior

√Casey Buehler, Junior

√Morgan Smith, Junior

Chloe Towell, Junior

√Kayla Allen, Sophomor

√Kale Czerwonka, Sophomore

School Secondary Staff

Natalie Brazeal – Secondary Teacher, Science  
√Janey Hale -- Secondary Teacher, Art  
Radona Henry – Secondary Teacher, Mathematics  
√Janet Rackley – Secondary Teacher, Social Studies  
√Lori Shannon – Secondary Teacher, Science  
√Nancy Spoor – Secondary Teacher, Communication Arts  
√Joni Joice – Librarian

School Middle School Staff

√Ashley Hamby – Science  
Courtney Hughes – Middle School Counselor  
Dena Shannon - Science

School Elementary Staff

Justin Bennett- Upper grades  
Lesa Smith – Lower grades

School Counselor Department

√Dr. Josh Cotter, Dean of Students  
√Ronnie Harper, Counselor of Special and Gifted Services  
√Joy Holloway, Counselor grades 9 and 11  
√Rose Turnbough, Counselor grades 10 and 12  
Joan Wright, Career Center Counselor

School Administrators

Dr. Fred Czerwonka, Superintendent  
Dr. John Mulford, Assistant Superintendent  
Dr. Julie Thompson, Director of Curriculum  
Karen Sholes, Director of Special Services  
√Luke Boyer, Director of Finances  
Jack Randolph, High School Principal  
Kevin Hedden, High School Assistant Principal  
√Jake Long, High School Assistant Principal  
Scott Smith, Middle School Principal  
Lenny Eagleman for Dr. Brad Owings, West Plains Elementary Principal  
Seth Huddleston, Southfork Elementary Principal  
Jonathan Hufstедler, West Plains R-VII Technology Coordinator  
Kevin Dulaney, West Plains R-VII Technology

Retired Community

Peggy Kissinger – Retired Division of Family Services, Job Services  
Kathleen Aid – Retired High School Teacher

Other Representatives

Marvin Hatley – Howell Valley Elementary Principal, Former A+ Coordinator  
Cindy McCracken – Former West Plains High School, A+ Secretary  
Santana Roberts – College Student with A+ Certification  
Lana Snodgras –Public Relations Specialist, WP Schools



√ indicates member was able to attend Advisory Committee Meeting on February 26, 2013



### Program Objectives and Goals:

- 1) All students will graduate from high school.
- 2) All students will complete courses of challenging studies for which there are identified learning expectations.
- 3) All students will proceed from high school graduation to a college or postsecondary vocational or technical school or a high-wage job.

### Program Description:

West Plains High School received designation as an A+ School in 1997 by the Missouri Department of Elementary and Secondary Education. The A+ Schools grant provided the opportunity and funding for West Plains to make basic changes designed to guide students in a rigorous program of academic and technical education that will prepare them for the workplace, post-secondary vocational/technical training, or college. A partnership plan has been developed that offers students the opportunity to be involved in job-shadowing, apprenticeships, and internships, as well as classroom activities. The A+ Schools Program encourages all students to focus on a career early and set a goal that includes training beyond high school. Students are asked to select a career path, plan coursework for all four years of high school, and progress toward a goal of additional training at the post-secondary level or a high-wage job. With the A+ Schools status, financial incentives will be offered to students who stay in school, maintain at least a 95% attendance record, have a 2.5 grade point average, provide 50 hours of tutoring, and exhibit good citizenship, (added requirement for the classes of 2015 on to pass the Algebra 1 End of Course exam scoring proficient or advanced.)

### Program Evaluation Criteria:

- Analyze specific program components pertaining to At-Risk Students and Graduation Rate.
- Review number of students enrolled in A+ program as a percent of total high school population.
- Review ACT scores and the number of students participating.
- Analyze Vocational Education Enrollment disaggregated by program and the Placement Rates for each Vocational Education Program.

### Data to be Collected and Analyzed for Evaluation:

- Annualized High School Dropout Rate
- Graduation Rate
- Enrollment by Grade Level
- Number of Graduates Continuing Education
- Number of Graduates Entering the Labor Force
- Number of Students Enrolled in Vocational Education
- Vocational Education Follow-up/Placement Rates
- Number of Students Identified as At-Risk of Dropping Out of School
- ACT Data
- High School Average Daily Attendance Rate
- A+ Enrollment Data

**Percentage of High School Students in A+ Program**

	9-12 <sup>TH</sup> GRADE ENROLLMENT	A+ PROGRAM STUDENTS	PERCENT OF HIGH SCHOOL STUDENTS ENROLLED IN A+ PROGRAM
2004-05	1,199	540	45%
2005-06	1,188	561	47%
2006-07	1,251	586	47%
2007-08	1,139	584	51%
2008-09	1,200	623	51.9%
2009-10	1,126	719	63.9%
2010-11	1,095	934	85.3%
2011-12	1,155	928+	80.3%
2012-13	1,151	950+	82%

## Program Strengths:

- Number of graduates continuing their education.
- Enrollment in vocational placement is holding steady, indicating students are entering the work force in areas in which they were trained.
- Number of A+ eligible students over the seven-year period is close to half of the senior class numbers pursuing A+. Currently, over 70% of senior class is enrolled in A+.
- A+ Coordinator Meeting with all rural school and R-7 faculties and speaking to adults in the community at and the Advisory Board at the annual meeting and through follow-up emails has resulted in an increase of several hundred students entering the A+ program in the Fall Semester of 10.
- Mandatory parent meeting for parents and students before they begin their 50 hour tutoring assignment has improved communication with parents and with students.
- Seven-year average ACT scores for West Plains High School students exceed the seven-year national average.
- Criteria for identifying at risk students has been revised and standardized across the district, resulting in consistency within the identification process.
- The majority of core-class teachers has been trained in ACT prep and are incorporating ACT skills into their curriculum.
- Additional AP classes were offered at West Plains High School, addressing content in three areas—World History, English Literature & Composition, AP Calculus and American History.
- A+ Coordinator and Secretary maintain positive relationships with students to encourage their participation in the program.
- A+ Coordinator supervises student tutor progress and interaction with supervising teachers and maintains positive relationships with students and teachers to encourage their participation in the program (including rural schools).
- An Attendance Improvement Program has been implemented with an alert now program with calls to parents of students who are absent each day. Also, the entire faculty is adopting specific students to visit with and work with regarding their attendance in a one on one fashion. This program is overseen by Kevin Hedden, Assistant Principal.
- Elementary Schools new implementation of the A+ students needing tutoring hours into their new RTI program.

### Program concerns:

- Percentage of at-risk students is high.
- More students are taking the ACT but are not taking core classes during their senior year.
- Many of the students who become ineligible for A+ funds have **attendance issues**.
- Declining graduation rate. (This is puzzling, but is also a result of the reporting system mandated by the state where there is no way to show where the students actually go in some instances.)
- Using the phrasing “College” instead of “Post Secondary” Education
- Number of students needing to tutor and number of teachers needing A+ tutors to work directly with “at-risk” students LIMITED by the number of hours the internship management class can be offered.
- The time it takes for the A+ Coordinator to monitor contact hours and internship management students in the various locations, while monitoring absences, tardies, and periodic discipline problems.

### Process for Disseminating Findings of Evaluation:

1. High School Faculty Meeting
2. Emails to A+ Advisory Board
3. Emails to High School Faculty
4. Board of Education

<b>Steps being taking to better the program:</b>	<b>Person(s) Responsible</b>	<b>Time Frame</b>
1. At the end of first semester, identify senior students needing additional credits to graduate and have them enroll in credit recovery classes during first and second semesters as needed.	High School Administrators High School Counselors	2012 – 2013 & 2013 - 2014
2. Continue to better the Faculty/Student Advisory Program at the High School. Add tutoring element to this time period for students with a D or below. Address basic career readiness and direction issues during this time.	High School Teachers High School Administrators High School Counselors	2012 – 2013 & 2013 - 2014
3. Meet with students frequently as they begin to accumulate excessive absences during their freshmen and sophomore years.	High School Administrators High School Counselors Attendance Personnel A+ Coordinator A+ Secretary	2012 – 2013 & 2013 - 2014
4. Begin four-year plans at the eighth grade level for all students with review and parent input provided on an annual basis.	Middle School Counselors High School Counselors High School Teachers	2012 – 2013 & 2013 - 2014
5. Meet with all seniors to discuss plans after graduation. Work with seniors who have no definite plans to further their education to encourage them to enroll in 4-year, 2-year, or vocational schools as they near the end of their senior year.	High School Counselors SCCC Counselor High School Teachers in Advisory Period A+ Coordinator during Advisory Period Senior Advisor	2012 – 2013 & 2013 - 2014 School Years

6. Increase parent awareness of A+ Program – Freshmen Orientation for parents of 8 <sup>th</sup> grade students near the end of the spring semester.	High School Counselors High School Teachers High School Administrators A+ Coordinator	Spring 2013
7. Visit with all students during their advisory time to inform them of the benefits of A+ for their present and future.	A+ Coordinator	2012 -- 2013
8. Include A+ information with report cards. (Common Misconceptions and How to get signed up).	A+ Coordinator A+ Secretary High School Counselors	2013-2014
9. Communicate with parents at registration using MSU volunteers and teachers to visit with parents and students educating them about the A+ program.	A+ Coordinator MSU Admissions Counselors WPHS Teachers	August 2012 August 2013
10. Students will receive an A+ application in the beginning of the year “registration packet” they receive in August. Therefore these students will complete the agreement placing every student in the A+ program. They would choose to Opt out rather than Opting into the program.	A+ Coordinator High School Counselors	August 2012 August 2013
11. Pre-tutor Parent Meeting with parents of all students planning to tutor so that all the expectations are clear before tutoring begins.	A+ Coordinator	2012 – 2013 2013-2014

<p>12. Counseling Office Newsletter to go to homes encouraging A+ and completing tutoring.</p>	<p>A+ Coordinator Counseling Office</p>	<p>2012-2013 2013-2014</p>
<p>13. Freshman Workshop to be held in the late Fall for Freshmen who are settled in to high school informing them about the A+ program and the benefits of Post Secondary Education for their lives.</p>	<p>A+ Coordinator MSU Admissions Staff</p>	<p>Fall 2012 Fall 2013</p>
<p>14. Implement a new mentoring program during the advisory time where senior students meet qualifications to act as role-models/mentors to freshmen and help them during advisory times with tutoring needs.</p>	<p>Counseling Office Core Class Teachers A+ Coordinator Administrators</p>	<p>2012-2013</p>

# Tuition Calculation for the 2013-14 School Year

## Collected Data

Operating Expense: <i>(ASBR Special Report: Current Expenditure Calculation)</i>	\$16,602,036.49
Weighted ADA: <i>(Data taken from the Weighted ADA Report which can be found through Payment Transmittal --&gt; Basic Formula)</i>	2,016.5103
Pupil Transportation Revenue: <i>(ASBR Part II Revenue Summary, State Revenue Detail [5312])</i>	\$165,465.00
Transportation Grand Total Eligible ADT: <i>(Data taken from the Weighted ADA Report which can be found through Payment Transmittal --&gt; Basic Formula)</i>	1,285.5000
Non-Resident Attendance Percentage for 2011-12: <i>(Report from Lumen Information System)</i>	94.13%

## Calculations

Expenditure per WADA <i>(Operating Expense / Weighted ADA)</i>	\$8,233.05
Pupil Transportation Cost Per Student <i>(Pupil Transportation Cost / RI Enrollment = Cost Per Student)</i>	\$128.72
Calculated Tuition Without Attendance Rate Factor <i>(Expenditure per WADA - Transportation Cost Per Student)</i>	\$8,104.34
Calculated Tuition (includes attendance factor) <i>([Expenditure per WADA - Trans. Cost Per Student] x Attendance)</i>	\$7,628.61

## Calculated Floor & Ceiling Based on 2012-13 Tuition Rate

2012-13 Tuition	3% Decrease Floor	3% Increase Ceiling
\$7,009.42	\$6,799.14	\$7,219.70

*The calculated tuition rate is greater than the calculated tuition ceiling. The ceiling will come into effect. The projected tuition rate will be set at:*

**\$7,219.70**

## Formula

*[(Operating Expense/Weighted ADA) - Transportation Cost Per Student] x Non-Resident Attendance*



March 19, 2013

To: Dr. Fred Czerwonka and Board of Education  
From: Robert Pekarek  
Re: Bus Route Approval

Dear Dr. Czerwonka and Board of Education

As you know, DESE rules make it mandatory for the local school district Board of Education to approve bus routes both first and second semester of each school year. Please find attached a list of the West Plains R-7 second semester routes with required information listed in the order of bus driver seniority.

Thank you for your consideration and help.

